









































30 100m Breaststroke Women Heat

Official

☰ Entries 1☰ Heats 1☒ Summary

Total Open 17-18 years 13 and older

| Rank | Competitor | Age | Club | RT | PTS | Result | |
|------|----------------------------------------------------------------------------------------------------|-----|----------------------------------------------------------------------------------------------------|------|-----|-----------------------------------------------|----|
| 1 |  Wieruszow... | 17 |  North Shore... | 0.63 | | 1:10.08 Entry: 1:07.67 +2.41 | QA |
| | 50m: 32.72 | | 100m: 1:10.08 (37.36) | | | | |
| 2 |  Pratt-Smith... | 21 |  Coast Swi... | 0.71 | | 1:11.50 Entry: 1:09.74 +1.76 | QA |
| | 50m: 33.50 | | 100m: 1:11.50 (38.00) | | | | |
| 3 |  McIntosh Al... | 16 |  United Swi... | 0.67 | | 1:14.14 Entry: 1:12.33 +1.81 | QA |
| | 50m: 34.60 | | 100m: 1:14.14 (39.54) | | | | |
| 4 |  Lyles Jasmi... | 18 |  Phoenix Aq... | 0.67 | | 1:14.86 Entry: 1:12.06 +2.80 | QA |
| | 50m: 35.02 | | 100m: 1:14.86 (39.84) | | | | |
| 5 |  Cowen Meli... | 20 |  North Shore... | 0.73 | | 1:15.18 Entry: 1:09.98 +5.20 | QA |
| | 50m: 35.70 | | 100m: 1:15.18 (39.48) | | | | |
| 6 |  Quayle Bridie | 16 |  Wharenui S... | 0.82 | | 1:15.41 Entry: 1:13.28 +2.13 | QA |
| | 50m: 35.44 | | 100m: 1:15.41 (39.97) | | | | |
| 7 |  Jeromson ... | 17 |  North Shore... | 0.72 | | 1:15.66 Entry: 1:13.94 +1.72 | QA |
| | 50m: 35.27 | | 100m: 1:15.66 (40.39) | | | | |
| 8 |  Huang Cha... | 14 |  North Shore... | 0.75 | | 1:16.74 Entry: 1:14.55 +2.19 | QA |
| | 50m: 35.10 | | 100m: 1:16.74 (41.64) | | | | |
| 9 |  Davidson A... | 19 |  United Swi... | 0.76 | | 1:17.51 Entry: 1:15.56 +1.95 | |
| | 50m: 36.10 | | 100m: 1:17.51 (41.41) | | | | |
| 10 |  Franklin Pa... | 17 |  Central Ha... | 0.69 | | 1:17.62 Entry: 1:15.08 +2.54 | QB |
| | 50m: 35.91 | | 100m: 1:17.62 (41.71) | | | | |
| 11 |  Ketel Mya | 18 |  Nelson Sou... | 0.78 | | 1:17.67 Entry: 1:15.59 +2.08 | QB |
| | 50m: 36.09 | | 100m: 1:17.67 (41.58) | | | | |
| 12 |  Vaughan In... | 14 |  North Shore... | 0.67 | | 1:18.07 Entry: 1:16.23 +1.84 | |
| | 50m: 36.43 | | 100m: 1:18.07 (41.64) | | | | |

| | | | | | | |
|----|--------------------------------------------------------------------------------------------------|----|---------------------------------------------------------------------------------------------------|------|-----------------------------------------------|----|
| 13 |  Hurley Kate | 17 |  Pirates Swi... | 0.74 | 1:18.08 Entry: 1:14.39 +3.69 | QB |
| | 50m: 36.64 | | 100m: 1:18.08 (41.44) | | | |
| 14 |  Cochran Je... | 17 |  Pukekohe ... | 0.77 | 1:18.38 Entry: 1:17.01 +1.37 | QB |
| | 50m: 36.78 | | 100m: 1:18.38 (41.60) | | | |
| 15 |  Lovatt Kiri | 16 |  Club 37 | 0.76 | 1:18.76 Entry: 1:15.96 +2.80 | |
| | 50m: 36.12 | | 100m: 1:18.76 (42.64) | | | |
| 16 |  Neems Ava | 18 |  Howick Pak... | 0.74 | 1:19.54 Entry: 1:19.07 +0.47 | QB |
| | 50m: 36.44 | | 100m: 1:19.54 (43.10) | | | |
| 17 |  Maritz Ania | 17 |  North Shor... | 0.74 | 1:19.74 Entry: 1:14.29 +5.45 | QB |
| | 50m: 36.31 | | 100m: 1:19.74 (43.43) | | | |
| 18 |  Jia Suqi | 17 |  Coast Swi... | 0.76 | 1:20.49 Entry: 1:18.16 +2.33 | QB |
| | 50m: 35.81 | | 100m: 1:20.49 (44.68) | | | |
| 19 |  McLaughla... | 21 |  Kiwi ASC | 0.75 | 1:22.74 Entry: 1:16.29 +6.45 | |
| | 50m: 37.48 | | 100m: 1:22.74 (45.26) | | | |
| 20 |  Makarova-... | 15 |  North Shor... | 0.78 | 1:23.39 Entry: 1:20.73 +2.66 | |
| | 50m: 37.69 | | 100m: 1:23.39 (45.70) | | | |